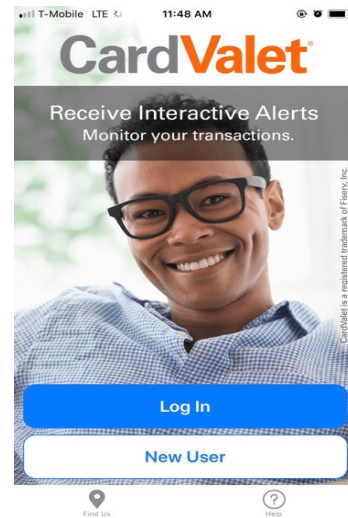


# Download App



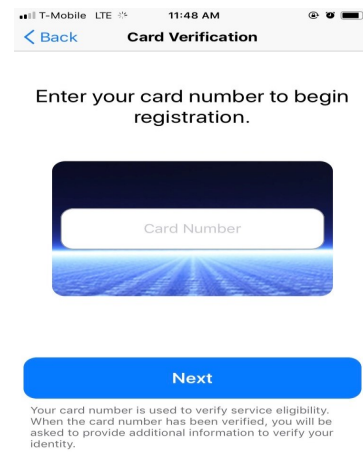
## Step 1.

Click New User



## Step 2.

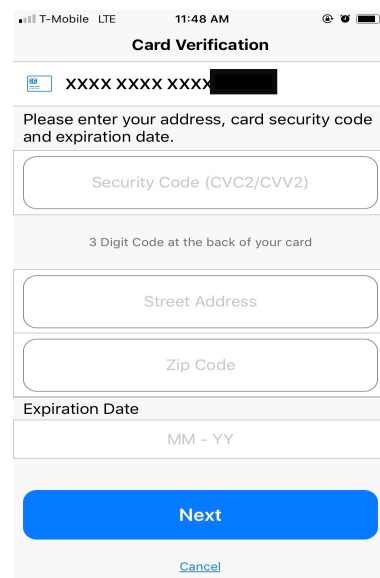
Register FPCU Debit by entering the full card number



## Step 3.

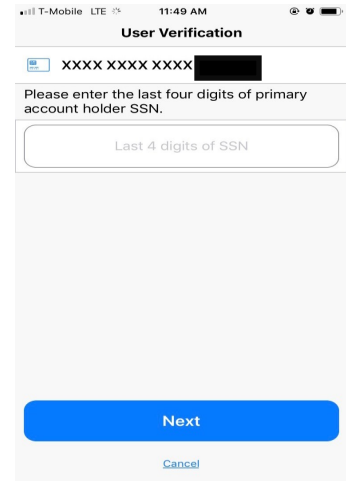
To register card, you'll need:

- Security Code
- Address
- Zip Code
- Expiration Date



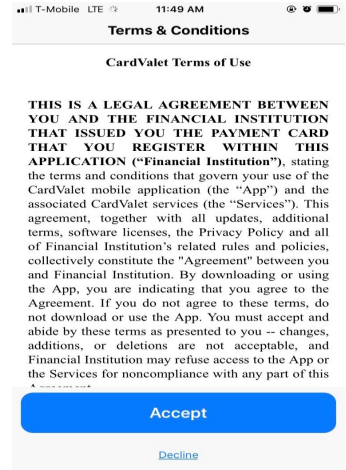
## Step 4.

Enter last 4 digits of SS#



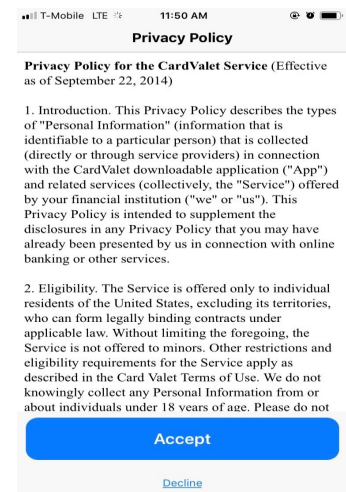
## Step 5.

Accept Term and Conditions



## Step 6.

Accept Privacy Policy



## Step 7.

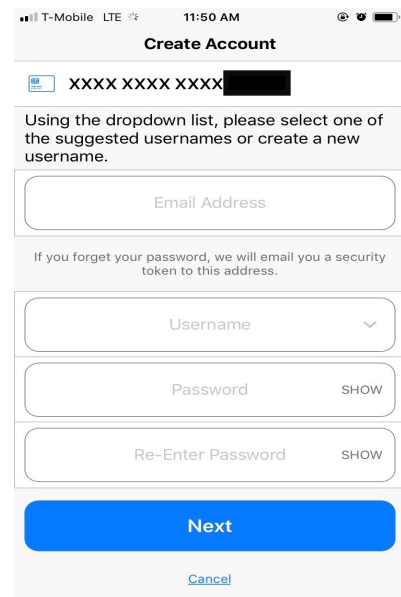
You'll need to create a login for the app. Passwords must be eight characters in length and must contain:

One upper-case character

One lower-case character

One number

One special character (such as @, %, !, or &)



11:50 AM  
Create Account

XXXX XXXX XXXX

Using the dropdown list, please select one of the suggested usernames or create a new username.

Email Address

If you forget your password, we will email you a security token to this address.

Username

Password SHOW

Re-Enter Password SHOW

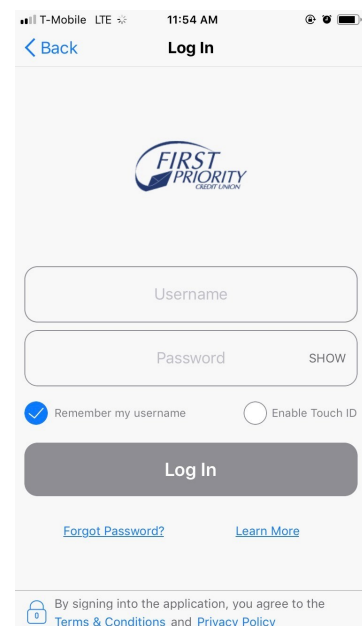
Next

Cancel



## Step 8.

After congratulation message on screen hit continue and log in!



11:54 AM  
Log In

Back

FIRST PRIORITY CREDIT UNION

Username

Password SHOW

Remember my username  Enable Touch ID

Log In

[Forgot Password?](#) [Learn More](#)

By signing into the application, you agree to the [Terms & Conditions](#) and [Privacy Policy](#)